








<b>Предмет</b>	Английский язык
<b>Учитель</b>	Магжанова Айгуль Оразовна
<b>Школа, класс</b>	г. Павлодар, СОШ №21, 6 класс
<b>Тема урока</b>	Великие путешественники



www.bilimland.kz

<b>Тип урока:</b>	комбинированный.
<b>Цели обучения, которые помогает достичь данный урок:</b>	<ul style="list-style-type: none"> <li>- анализировать полученную информацию и определять вклад великих путешественников в историю и культуру народов мира;</li> <li>- сопоставлять факты, процессы, события.</li> </ul>
<b>Цели урока:</b>	<ul style="list-style-type: none"> <li>- большинство учащихся смогут назвать имена великих путешественников, рассказать об их историческом вкладе;</li> <li>- некоторые учащиеся смогут перечислить их открытия;</li> <li>- отдельные учащиеся смогут проанализировать последствия открытия великих путешественников.</li> </ul>
<b>Критерии успеха:</b>	<p>учащийся достиг цели, если:</p> <ul style="list-style-type: none"> <li>- смог назвать великих путешественников;</li> <li>- рассказал об их открытиях</li> <li>- сможет проанализировать последствия их открытий.</li> </ul>
<b>Оборудование:</b>	<p>проектор;  компьютеры;  цифровые ресурсы образовательной платформы Bilimland:  английский язык; видеокolleкция.</p>

Вид работы	Вре мя	Деятельность учителя	Деятельность учащихся	Социа льная форма	Средства
Warming up	2 min	Do you like travelling? Just imagine all of us are travelers.	Greet each other	T>CI	
Checking hometask	7 min	<ul style="list-style-type: none"> <li>• Did you travel last summer?</li> <li>• Who did you go with?</li> <li>• Where did you go?</li> <li>• What did you do?</li> <li>• Would you like to go there for the second time?</li> <li>• Why/why not?</li> </ul> <p>Let's revise the previous material what we have known. Let's do the tasks using the resource of the site "Bilimland". First of all open this site and go through Interactive course. Choose 5 th year and do the task №002. Don't forget about time management ! You've got 5 min.</p>	Pupils answer the questions and then they do the tasks	P1,P2, P3	<p>Evaluative list</p>  <p><a href="http://bilimland.kz/ru/-lesson=7204">http://bilimland.kz/ru/-lesson=7204</a></p>

Presentation	2 min	<p>1.Look at the pictures and tell the theme of the lesson. Try to say the aims of the lesson.</p> <p>2. Write what you know and what would you like to know about the travellers:</p> <table><tr><td>I know</td><td>I'd like to know</td><td>I've known</td></tr><tr><td></td><td></td><td></td></tr><tr><td></td><td></td><td></td></tr></table>	I know	I'd like to know	I've known							<p>1.Pupils look at the pictures and tell the theme of the lesson .</p> <p>2. Pupils complete the chart</p>	T>CI	<div></div> <p>Evaluation lists</p>
I know	I'd like to know	I've known												
Practice	20 min	<p>1)Watch the film: famous travellers. Make the notes Talented pupils can write the notes in English</p> <p>2) Write the new words and read the texts. (Приложение)</p>	<p>1)Pupils watch the film and make the notes</p> <p>2) Pupils write new words and read the text</p>	T>CI	<p><a href="http://bilimland.kz/ru/content/lesson/11932-znamenitye_puteshestvennik">http://bilimland.kz/ru/content/lesson/11932-znamenitye_puteshestvennik</a></p> <div></div>									
Production		<p>Let's answer the questions . Do the test</p> <p>Работа по карточкам</p>	<p>Pupils answer the questions and do the test</p>											
Reflection	10 min	<p>Do the cinquain Complete 'I've known':</p> <table><tr><td>I know</td><td>I'd like to know</td><td>I've known</td></tr><tr><td></td><td></td><td></td></tr></table>	I know	I'd like to know	I've known				<p>Pupils do the cinquain and complete the chart.</p>	Individual work	<div></div>			
I know	I'd like to know	I've known												

H/t	2 min	Homework: Mark: «3» - name the famous travelers «4» - why are they famous for? «5» - Presentation in English.			Pupils write down their homework	T>CI	
Assessment	2 min	Criteria Write new words - "3" New words and answer only 3,4 questions - "4" New words and answer all the questions - "5"			Pupils check each other	P1-P2	

Приложение.1

TEST – 1.

NAME\_\_\_\_\_

CLASS\_\_\_\_\_

Read about the explorer and complete the chart.

James Cook set off from Plymouth in August 1768 and went south.  
He wanted to discover a new land there. He didn't find the Antarctic  
on his trip, but he discovered and mapped some new islands. He

reached New Zealand and discovered that it was two islands. He met Maori people there. Capitan Cook also explored and mapped the east coast of Australia. He saw koalas and kangaroos in Australia. He came back home in July, 1771.

James Cook	
Where did he set off from?	
What country did he reach?	
What did he discover there?	
Who did he meet?	
What did he explore?	
What did he see?	

TEST – 2.

NAME\_\_\_\_\_

CLASS\_\_\_\_\_

Read about the explorer and complete the chart.

Christopher Columbus set off from the south coast of Spain in 1492. He wanted to go to India. But he didn't find it. He went west and reached the Bahamas in America. Columbus discovered the "New World". He explored the coasts and named some islands there.

Columbus met the people who already lived there and discovered potatoes and sweet corn. And he saw some strange trees with big yellow fruit. They were cocoa trees.

Christopher Columbus	
Where did he set off from?	
What country did he reach?	
What did he discover there?	
Who did he meet?	
What did he explore?	
What did he see?	