

<b>Предмет</b>	Английский язык
<b>Учитель</b>	Оспанова Кымбат Топашевна
<b>Школа, класс</b>	г. Астана, школа-гимназия №14, 6 класс
<b>Тема урока</b>	Important events





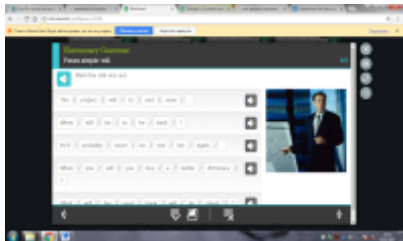
www.bilimland.kz

### Ход урока

<b>Learning objectives that this lesson is contributing to</b>	<ol style="list-style-type: none"> <li>1. help students to familiarize themselves with new vocabulary</li> <li>2. give students more confidence in producing the correct structure with good stress and intonation</li> <li>3. practice the Future simple in speech</li> <li>4. make a short summary of the main points of watching</li> </ol>
<b>Lesson objectives</b>	<p><b>Learners will be able to:</b></p> <ul style="list-style-type: none"> <li>study names of important events</li> <li>ask and answer questions in the Future simple</li> <li>talk about events in the future</li> <li>evaluate their skills</li> </ul>
<b>Previous learning</b>	Future simple (to be going to)

### Plan

<b>Planned timings</b>	<b>Planned activities</b>	<b>Resources</b>
Beginning 3 minutes	<p><b>Organizational moment</b></p> <p>Teacher greets students; students respond to greeting and take their places. Learners are asked to pick up one “smiley face” and write their names on the (smiley face) cards. Are you ready to work effectively today? Let's find out how you feel this morning. Show your smiley faces.</p>	
5 minutes	<p><b>Warming up</b></p> <p>Lead-in to topic of important events. Presentation of the theme. Tasks of the lesson. Put students in pairs according to their choice of colorful “faces”. Match the words with the pictures. ( Worksheet#1) Listen and check.</p> <p>Pass exams, go abroad, leave school, take exams, fail exams, get a job, go out with someone, fall in love, get</p>	<p>White board (presentation)</p> <p>CD, Teacher prepared worksheets</p> <p>pictures</p>

	married	
Middle 5 minutes	<p>Learners watch video explanation of future simple (affirmative, negative, interrogative) and make a short summary of the main points of watching</p> 	<p><a href="http://bilimland.kz/r/u/-lesson=19108">http://bilimland.kz/r/u/-lesson=19108</a></p> <p>(Revision of tenses Future simple- 09min. 20 sec)</p>
5 minutes	<p><b>Practice. Work in pairs. Choose the correct option, listen and say the sentences.</b></p> 	<p><a href="http://bilimland.kz/r/u/#lesson=6769">http://bilimland.kz/r/u/#lesson=6769</a> Activity 2</p>
5 minutes	<p><b>Practice. Mark the odd one out.</b></p> 	<p><a href="http://bilimland.kz/r/u/#lesson=6769">http://bilimland.kz/r/u/#lesson=6769</a> Activity 3</p>
15 minutes	<p><b>Speaking practice. Role Play.</b> Now put students into different pairs so that they are working with someone new. What do you want to know about the future? Write questions then work with a friend and act a short conversation with a fortune-teller. <i>Weaker students: Match Marat's questions with the answers.</i> ( Worksheet #2)</p> <ol style="list-style-type: none"> <li>1. Will my brother pass his English exam?</li> <li>2. Will I win the race next Saturday?</li> <li>3. Will we walk on Mars one day?</li> <li>4. What sort of job will I get?</li> <li>5. Where will I live?</li> <li>6. Will Dayana go out with me?</li> </ol> <p>a. You will work with animals, I think? b. No, you won't. You will be second</p>	<p>White board (answers on the board Teacher prepared Worksheets#2</p>

<p>2 minutes</p>	<p>c. Perhaps she will. Perhaps she won't.  d. Yes, he will.  e. Probably. It will happen one day.  f. I don't know, but it won't be in a city.</p> <p>Ask weaker students to write at least three similar questions (according to given exercises)</p> <p><b>Find six words:</b>  ELEVA AROBAD SAPS FILA SEMAX RAMDIRE  leave abroad pass fail exams married</p>	<p>White board</p>
<p>End 5 minutes</p>	<p style="text-align: center;"><b>Reflection</b></p> <p>Ask students to look at lesson objectives we set at the beginning of the lesson think and say if they achieved these objectives.  One of the students interviews his(her) classmates:</p> <p><i>Three new things they have learnt from the lesson</i>  <i>What they found easy</i>  <i>What they found difficult</i>  <i>Something they would like to learn in the future.</i></p>	<p>White board microphone</p>

**Additional information**

<p><b>Differentiation – how do you plan to give more support? How do you plan to challenge the more able learners?</b></p>	<p><b>Assessment – how are you planning to check learners' learning?</b></p>	<p><b>Health and safety check ICT links</b></p>
<p>Less able students – greater support by giving examples (similar exercises) or writing difficult words on the blackboard</p> <p>More able students – independent work on definite tasks with little/no support</p>	<p><i>Observing</i> learners while working in pairs. Could they ask and answer the questions?  The strategic use of questioning (interview)  Questioning helps teachers identify and correct misunderstandings and gaps in knowledge. It gives teachers information about what learners know, understand and can do.</p>	

## Summary evaluation

What two things went really well (consider both teaching and learning)?

1:

2:

What two things would have improved the lesson (consider both teaching and learning)?

1.

2.

## Worksheet #1

1



2



3




4



5



6



7



8



9



## Worksheet #2

1. Will my brother pass his English exam?
2. Will I win the race next Saturday?
3. Will we walk on Mars one day?
4. What sort of job will I get?
5. Where will I live?
6. Will Dayana go out with me?

- a. You will work with animals, I think?
- b. No, you won't. You will be second
- c. Perhaps she will. Perhaps she won't.
- d. Yes, he will.
- e. Probably. It will happen one day.
- f. I don't know, but it won't be in a city.