

## ПЛАН УРОКА



<b>Предмет</b>	Английский язык
<b>Учитель</b>	Солодовникова Ю.П.
<b>Школа, класс</b>	Жамбылская обл., Кордайский район, с. Кордай, КГУ «Школа-гимназия №1 им. Д. Кунаева», 6 класс
<b>Тема урока</b>	Thomas`s essay




www.bilimland.kz

<b>Learning goals:</b>	<p>Provide practice in planning an essay using mind maps and text organizational pattern of: beginning – middle – end as well as the notion of the paragraph topic sentence.</p> <p>Demonstrate how to write the story in your own words, adding imagery to their bank of knowledge, referring to the plan and asking children to contribute ideas.</p>
<b>Lesson objectives:</b>	<ol style="list-style-type: none"> <li>1. Compose and write simple sentences independently to communicative meaning.</li> <li>2. Spell new words using phonics sounds.</li> <li>3. Choose what to write about, plan and follow it through independently.</li> <li>4. Use key features of narrative in their own writing.</li> </ol>

## Lesson

Time	Stage	Procedure	Interaction	Resources
7 min	Greeting and warm up	<p>Teacher greets their students and asks them to look at the WB and group the greetings and responses into formal, semi-formal and informal</p> <p>«Imagery game»</p>	<p>Students greet teacher (Which of the greetings and responses would you use: a) with a friend? b) in a formal conversation?)</p> <p>One student is selected and must describe an object using: 2 <i>adjectives, a simile, a metaphor, a clue of their choice.</i> The rest of the class need to guess what the object is.</p>	 <p><a href="https://bilimland.kz/ru/content/structure/1112-mskills_english#lesson=18348">https://bilimland.kz/ru/content/structure/1112-mskills_english#lesson=18348</a></p> 

			This should introduce the power of words and imagery to the class.	
18 min	Development	<p>Group activity. Each group has the story.</p> <p>Teacher asks to look at the different parts of each story. What are you going to include in your story? Practice 1</p> <p>Mind map activity</p> <p>Practice 2 Read and choose the correct heading</p>	<p>Each group read their story and decides what is missing from each story: a beginning, middle or an end. Then each group matches appropriate part with their story. Pair talk: How will your story start? What do we need in the middle of your story? How will your story end?</p> <p>Read the functions and choose the correct part of the essay for each of them.</p> <p>Look at Thomas's mind map Try to understand and explain the main points of his map. Make a sketch of your story mind map.</p> <p>After choosing the correct headings share their story's headings.</p>	<p><a href="https://bilimland.kz/ru/content/structure/1111-english_language#lesson=18445">https://bilimland.kz/ru/content/structure/1111-english_language#lesson=18445</a></p> <p><a href="https://bilimland.kz/ru/content/structure/1111-english_language#lesson=18445">https://bilimland.kz/ru/content/structure/1111-english_language#lesson=18445</a></p> 
7 min	Play time	<p>Let's have a rest and play the spelling game (using the words about the family)</p> <p>Practice sounding out words they are not sure how to spell</p>	<p>You have two types of words. Click level 1 or level 2 (for more confident students). In level 1 you see and hear a word, in level 2 you hear a word. In the top left hand corner you can see the score. Good luck!</p> <p>Clap out syllables, discuss putting capital letters and the beginning of sentences and where the full stops should go (use the words from the game).</p>	<p><a href="https://bilimland.kz/ru/content/structure/1126-core_curriculum_for_english#lesson=17820">https://bilimland.kz/ru/content/structure/1126-core_curriculum_for_english#lesson=17820</a></p>
		Practice 3	Read and complete each paragraph with the correct topic	

		Practice 4	<p>sentence.</p> <p>Put the sentences in order to create a conclusion paragraph. The first sentence has been identified for you. Look for things that join each sentence to the next one. Then listen to check your answers.</p>	
6 min	Plenary	Ask questions	<p>How many parts does your essay consist of?</p> <p>What words do you use at the beginning – middle – end of your essay?</p> <p>How do you make your mind map? What colour do you use?</p> <p>Students answer 3 questions</p> <ol style="list-style-type: none"> <li>1. What did you learn this lesson?</li> <li>2. What did you improve on this lesson?</li> <li>3. What would you still like to work on?</li> </ol>	
2 min	H/w		<p>Ask students to work at home independently and write their own essay. Use word bank to construct simple sentences and their mind maps instead of plan</p>	