



САБАҚ ЖОСПАРЫ

Пән	Биология	 www.bilimland.kz
Мұғалім	Торсунова Бахытгуль Рамазановна	
Мектеп, сынып	Дарынды балаларға арналған №3 облыстық мектеп-интернаты, 6-сынып	
Сабақ тақырыбы	Filtration in the kidneys. Skin in excretion	

Lesson aim	➤ Learn the topic «Filtration in the kidneys. Skin in excretion»	
Learning Objectives	<ul style="list-style-type: none"> ➤ Should be able to identify the skin as the body is the largest organ. ➤ Students will understand the function of skin. ➤ Students will be able to identify the layers and components of skin. 	
Criteria for evaluating	<ul style="list-style-type: none"> ➤ Students identify the layers of skin and components of skin. ➤ Students understand function of skin. ➤ Students identify the skin is the largest organ in body. 	
Language aims	Students will learn words and terms: Albinism, collagen fibers, excess, firm, fingerprint, sweat gland, receptor, sebaceous gland, blood vessels, melanocytes	
Background materials	Organs of excretion	
Plan		
Time interval	Planned activities	Materials
3 min. Org.moment	Organizational issues. Ұйымдастыру кезеңі. Топтарға бөлу. Көңіл күйлерін анықтау. Prepare students for lesson. How is your mood, feeling? Are you feeling good? Who is absent? What did you read at home? Dividing into 4 groups by choosing different cards. 1 – group: Heart 2 – group: Lungs 3 – group: Teeth 4 – group: Kidney	Activity for preparing 
Beginning of lesson 5 min. Check homework Warm-up	Checking background material and connecting with new theme. For checking homework I will use Learningapps.org program. Labeling task and matching task for association. Learningapps.org бағдарламасында бөліп шығару мүшелеріне байланысты тапсырмаларын орындау.	Questions and whiteboard Labeling task. https://learningapps.org/display?v=pkuiq596t19 Matching



<https://learningapps.org/display?v=pfe42w7qk19>

Formative assessment
Good job! Excellent!
Good!
Not bad!

Middle of lesson
17 min

Work with key terms. Жаңа сабақтағы термин сөздермен жұмыс жасау. Жеке жұмыс. Individual work

Work with copybook and new key terms using Quizlet.com program. <https://quizlet.com/372063440/flashcards> 2 min

English	Kazakh	Russian
Albinism	Альбинизм	
Collagen fibers	Коллаген талшықтары	Волокна коллагена
Excess	артық	лишний
Firm	қатты	Твёрдый
Fingerprint	Саусақ ізі	Отпечаток пальца
Sweat gland	Тер бездері	Потовые железы
Receptor	рецептор	рецептор
Sebaceous gland	Май бездері	Сальные железы
Blood vessels	Қан тамырлары	Кровяные сосуды
Melanocytes	Меланоциттер	

Жаңа сабақты түсіндіру. Топтық жұмыс жасау
Presentation

Bilimland.kz resources 1:19 min

<https://bilimland.kz/en/courses/biology-en/man-as-a-species/skin-and-thermotaxis/lesson/the-structure-and-functions-of-skin>

Filtration in the kidney

- Blood enters each kidney through the renal artery.
- In the kidney, waste substances are removed from the blood by filtration.
- The main wastes are water, salts and urea. The salts and urea dissolve in the water to form urine.
- Urine is made in the kidney.
- Urine passes from kidney, through the ureters to bladder
- The blood that leaves the kidneys in renal veins does not contain waste products.

Skin function

Handout materials
Video, presentation

Copybooks
Assessment
Good job!
Excellent!
Not bad!



Group research work
5 min

- Protection
 - Cushions and insulates and is waterproof
 - Protects from chemicals, heat, cold, bacteria
 - Screens UV
- Regulates body heat
- Prevents unnecessary water loss

Sensory reception (nerve endings)

Skin structure

Group work using Jigsaw method.

Each group fill the poster about 4 mini text.

1 – Excretion In Kidney

2 – Skin In Excretion

3 – Skin Layers

4 – Skin Structure

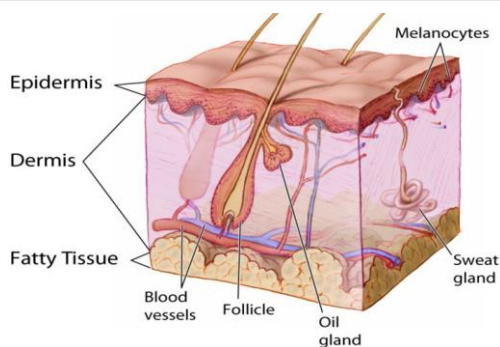
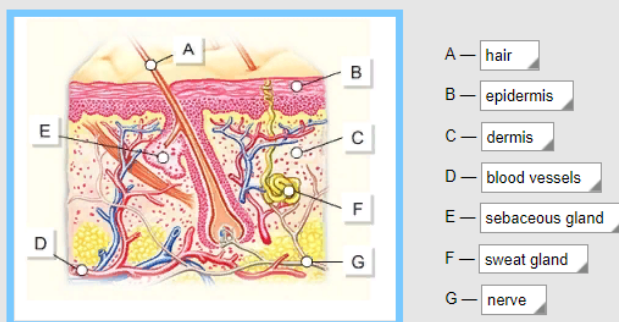
Students assess each other using different stickers.

Problem questions:

Why do people living in a hot climate have darker skin?

Түршігу дегеніміз не? бейнефильм.

Choose the right names of the elements of the skin structure indicated in the picture with letters



Research time. Fingerprint activity

Саусақ ізін қарастыру – шағын зерттеу жұмысы

You will NEED

- Powder (baby or cocoa)
- Paint brush
- Cream or lotion

Steps to do

- Some volunteers come rub a small amount of cream, touch several objects (for ex cups)
- These objects are given to 4 groups, they must find whose fingerprints are there;
- Use powder and brush to detect the fingerprints on an object, then observe them

Choose right name of elements of the skin structure.


Posters, colorful pencils, stickers for assessment.

<https://www.youtube.com/watch?v=MpZeC-c2ilg>

<https://twig-bilim.kz/ru/film/what-are-goosebumps>

<https://bilimland.kz/en/courses/biology-en/man-as-a-species/skin-and-thermotaxis/lesson/the-structure-and-functions-of-skin>

Consolidating
lesson
5 min

1 min	Home work: In small groups research different types of skin infection. Prepare report for class.	Kundelik.kz resource
2 min	Give assessment for lesson and each other Say conclusion about excretion	Assessment
Conclusion 2 min	<p>Reflection 3 types of vase. Red flowers vase. Understand all information Orange flowers vase. Understand, but I have a questions. Yellow flowers vase. I don't understand.</p> 	Butterfly stickers.