

ПЛАН УРОКА

Предмет	Английский язык
Учитель	Естибаева Э.Д.
Школа, класс	Алматинская обл., Аксуский р-н, с. Кызылагаш, КГУ «СШ им. Жансугурова», 3 класс
Тема урока	Weather










www.bilimland.kz

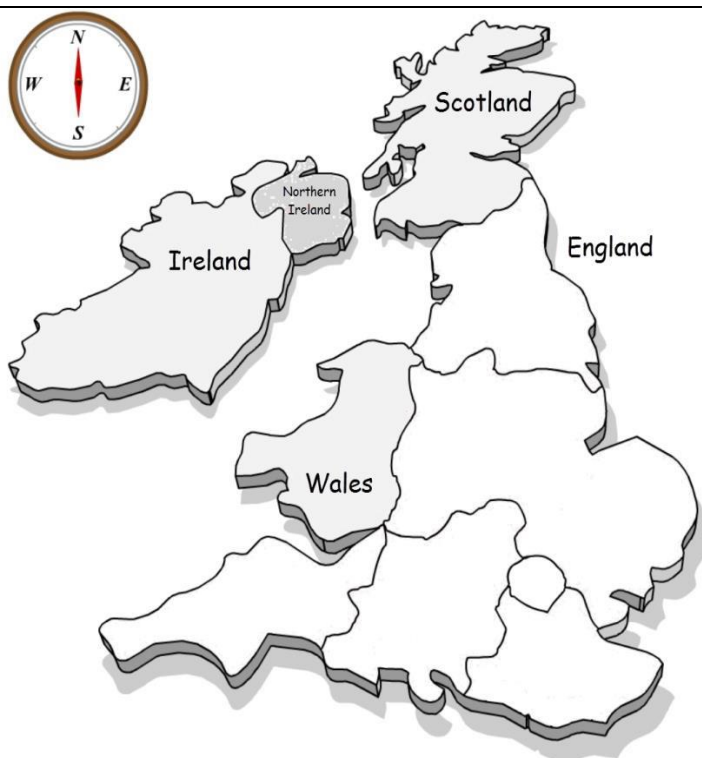
Learning objectives(s):	<p>3.3.6.1(3.R6) understand with considerable support, some specific information and detail in short, simple texts on a limited range of general and some curricular topics;</p> <p>3.2.8.1 (3.S8) Recount very short, basic stories and events on a limited range of general and some curricular topics</p> <p>3.1.6.1(3.L6) understand some specific information and detail of short, supported information or talk on a limited range of general and some curricular;</p>
	<p>All learners will be able to:</p> <p>Pupils can read short texts and understand their meaning about the weather.</p> <p>Pupils can list events on the weather text.</p> <p>Students understand the information on the text heard.</p>
	<p>Most learners will be able to:</p> <p>Students can match read words with pictures and describe the weather.</p> <p>Answer questions about the weather.</p>
	<p>Some learners will be able to:</p> <p>Describe the weather about the place where they live using the weather vocabulary.</p>
Assessment criteria:	<p>Identify specific information and details in supported talk on general and some curricular topics</p> <p>Retell very short stories and events on general and curricular topics</p> <p>Identify some detailed information in short simple texts with considerable support</p>
Language objectives:	-

Cross curricular links:	Geography
ICT skills:	Projector or Smart board for presenting a PPT
Previous learning:	Vocabulary words according seasons and months of the year
Values links:	Respect, Cooperation

Plan

Planned timings	Planned activities	Resources
<p>Beginning</p> <p>5 min</p>	<p>«Funny greeting»</p> <p>Pupils go to the schoolroom, choose one of the type of greeting and greet the teacher.</p> <p>Teacher put on some pictures on the board to show objectives and criteria, also teacher says what kind of rules learners should keep at the lesson.</p>	  Pictures PPT 1
<p>Middle</p> <p>5 min</p> <p>5 min</p>	<p>All the tasks will be evaluate by the graphical formative assessments. For each answer leaners take marks as Well done, Good job and Try again.</p> <p><u>Task 1 Introduce new words</u></p> <p><u>Strategy:</u> «My mood»</p> <p>Sunny } Stormy } Hot } Cold } Rainy } Foggy } Cloudy }</p> <p style="margin-left: 150px;">Happy , unhappy, sleepy, surprised, glad</p>	   Flash Cards

	<p><u>Task 2 Strategy «Clap clap » (Listening)</u></p> <p>The student slams on the picture s/he heard.</p> <p>Descriptor: A learner</p> <ul style="list-style-type: none"> - Listen and clap name of the picture correctly <p>FA True/False</p>	<p>Flashcards</p> <p>Swatter</p> 
<p>10 min</p>	<p><u>Task 2 Using Flash cards</u></p> <p>Game: «SULIFA»</p> <p>Students call new words in parallel Faced with one word pupils play SULIFA. The winner continues the game and the new member starts over.</p>	<p>Flash Cards</p>
<p>5 min</p>	<p>Descriptor: A learner</p> <ul style="list-style-type: none"> - Call words correctly and quickly 	
<p>5 min</p>	<p><u>Task 3 Practice work</u></p> <p>«Today it`s sunny» interactive practice task (BilimLand)</p> <p>1 task- Listen and match</p> <p>2 task-Listen and choose</p> <p>3 task-Complete</p> <p>4 task- Listen and say</p> <p><u>Task 4 Read and draw!</u></p> <p>Read the weather forecast for the UK and Ireland and draw weather symbols on the map.</p>	 <p>http://bilimland.kz/kk/courses/english-language/core-curriculum-for-english/year-4/lesson/042-today-it-s-sunny</p> <p>Worksheets</p>



Here is the forecast for tomorrow's weather in the UK and Ireland!

In Scotland, it will be snowy and the weather will be very cold.

In England, it will be foggy, and in the centre and east, it will be rainy.

In Wales, it will be cloudy but warm.

In Northern Ireland, it will be very sunny.

In Ireland, it will be stormy and very windy.

End
5 min

Task 5 Watching the video

For detailed information about the weather for students offers video material. After watching the video students do the test.

Task 6 Game «Boxing»

2 students boxing opponent call words on the topic of weather. The winner is the student who names more words.



<https://imektep.kz/kz/aua-rayi>

Boxing gloves



Reflection «112»

At the end of the lesson, students reflect on:

- what they learned
- what was unclear for them
- what they need to continue working on



Additional information

Differentiation – how do you plan to give more support? How do you plan to challenge the more able learners?	Assessment – how are you planning to check learners' learning?	Cross-curricular links Health and safety check ICT links
Differentiation by support giving more help to weaker pupils with the group by giving personal example: <i>read with pupils, speak in horal</i>	Assessment by comparing students work. Assessment by oral form during the lesson	Health saving technologies. Using physical exercises and active activities. Rules from the Safety Rules book which can be applied in this lesson.

<p>Reflection</p> <p>Were the lesson objectives/learning objectives realistic?</p> <p>What did the learners learn today?</p> <p>What was the learning atmosphere like?</p> <p>Did my planned</p>	<p>Use the space below to reflect on your lesson. Answer the most relevant questions from the box on the left about your lesson.</p>
---	---

differentiation work well?

Did I stick to timings?
What changes did I make from my plan and why?

Summary evaluation

What two things went really well (consider both teaching and learning)?

1:

2:

What two things would have improved the lesson (consider both teaching and learning)?

1: